

2013 CATALOG



The evolution of inflatable kayaks™



# OUR GOAL ENHANCE YOUR OUTDOOR EXPERIENCE



## Inflatable kayaks with cutting edge technology.

We are deep rooted in product development with patented technology, and heavily focused on customer service. Our kayaks incorporate many different materials and components

and excel in performance, quality, and portability. All of our products have been designed to give paddlers the tools they need at the value that they deserve.



## TABLE OF CONTENTS

- Advanced Elements Design ..... 3
- Choosing Your Kayak or SUP/Specs and Features ..... 4
- FireFly™ and Lagoon™**
- FireFly™ Kayak ..... 6
- Lagoon 1™ Kayak ..... 7
- Lagoon 2™ Kayak ..... 8
- AdvancedFrame®**
- AdvancedFrame® Sport ..... 9
- AdvancedFrame® Kayak ..... 10
- AdvancedFrame® Expedition Kayak ..... 11
- AdvancedFrame® Convertible Kayak ..... 12
- AirFusion™ Elite Kayak** ..... 14
- StraitEdge™**
- StraitEdge™ Kayak ..... 15
- StraitEdge™ Angler Kayak ..... 16
- StraitEdge2™ Kayak ..... 17
- Attack™ Whitewater Kayak** ..... 18
- Hula™ 11 SUP, Hula™ 8 SUP & Stiffy™ SUP** ..... 19
- BackBone®** ..... 21
- RapidUp™ Sail** ..... 22
- Accessories**
- Kayak and SUP Paddles ..... 23
- Pumps ..... 25
- Carts and Travel Bags ..... 26
- Deck and Cargo Bags ..... 27
- Spray Skirts and Add-Ons ..... 28
- Extras ..... 29
- Care & Protection ..... 30
- Friday Harbor**
- Adventure ..... 32
- Commander9 ..... 33
- Commander12 ..... 34
- Summer Shower™** ..... 35

# Advanced Elements Design Components

### Aluminum Rib Frame Design



A combination of Aluminum frame, rigid panels, and inflation chambers give this hybrid inflatable advanced performance.

### Twistlok™ Valve



Designed to press-fit with standard inflation nozzles making inflation much easier.

### Spring™ Valve



Designed for excellent air retention, durability, and ease of use.

### Hull Material



Polyester fabric sandwiched by vinyl creates a durable and strong outer cover.

### BackBone™



This multi-part bow to stern beam adds rigidity and performance to your kayak.

### PreAssembled




We assemble each kayak at our factory so you don't have to. Unfold, inflate, and hit the water.

## Specifications:

Model	Length	Width	Weight	Person/s	Max. Capacity	Chambers	Folded Size
FireFly™	7' 10"	35"	16 lbs.	1	250 lbs.	3	23" x 18" x 5"
Lagoon 1™	8' 4"	34"	23 lbs.	1	250 lbs.	6	29" x 18" x 5"
Lagoon 2™	12'	34"	37 lbs.	1 or 2	350 lbs.	8	35" x 19" x 7"
AdvancedFrame® Sport	10' 5"	32"	26 lbs.	1	250 lbs.	4	30" x 17" x 8"
AdvancedFrame®	10' 5"	32"	36 lbs.	1	300 lbs.	7	30" x 17" x 10"
AdvancedFrame® Expedition	13'	32"	42 lbs.	1	450 lbs.	9	31" x 16" x 10"
AdvancedFrame® Convertible	15'	32"	56 lbs.	1 or 2	550 lbs.	6	35" x 21" x 12"
AirFusion™ Elite Kayak	13'	28"	32 lbs.	1	235 lbs.	7	35" x 21" x 9"
StraitEdge™ Kayak/StraitEdge™ Angler	9' 8"	35"	34 lbs./41 lbs	1	300 lbs.	5	30" x 17" x 10"
StraitEdge2™ Kayak	13'	35"	47 lbs.	1 or 2	500 lbs.	5	39.5" x 18" x 12.75"
Attack™ Whitewater Kayak	9' 6"	35"	34 lbs.	1	225 lbs.	3	30" x 17" x 8"
Hula™ 11 SUP	11'	30"	23 lbs.	1	230 lbs.	1	19" x 9" x 34"
Hula™ 8 SUP	8'	30"	16.5 lbs.	1	155 lbs.	1	15" x 6" x 31"
Stiffy™ SUP	11'	30"	32 lbs.	1	230 lbs.	1	19" x 9" x 34"

# Choosing Your Kayak or SUP



# PORTABILITY AND PERFORMANCE



## FireFly™ Kayak

The FireFly™ kayak is designed to be a compact, durable, and lightweight recreational inflatable kayak equipped with several unique features that make it the perfect family product for spending time on the water. It features easy to use Twistlok™ and Spring™ valves for easy inflation, built-in rigid panels

and a tracking fin for enhanced performance, and a durable lightweight outer cover. Whether you are floating rivers or paddling lakes, you will appreciate the quality in this stable recreational boat.



Patented

### Includes:

- Duffle Bag
- Repair Kit
- Owners Manual

- Bungee Deck Lacing
- Mesh Pocket
- 600 D Polyester Cover
- Heavy Duty PVC Main Chamber
- Paddle Loops
- Spring™ Valve
- Rubber Molded Handles



### Specifications:

Model	Color	Length	Width	Weight	Person/s	Max. Weight	Chambers	Folded Size
AE1020-Y	Yellow/Blue	7' 10"	35"	16 Lbs. (7 kg)	1	250 Lbs. (113 kg)	3	23" x 18" x 5"



# Lagoon 1™ Kayak

The sporty Lagoon 1™ kayak is so unique that you will have complete strangers asking questions about it. Its bow and stern have fixed rigid forms that help cut through the waves and keep you on course. It has an inner tube cover for increased rigidity and durability. With additional features such as an inflatable seat rest, foam floor, paddle loops,

and a tracking fin; this multi-use boat is for anyone who enjoys the water. From lakes and mild rivers, to bays and estuaries, it is a delight to get on the water quickly without lugging around a heavy cumbersome hard-shell boat.



Patented with other patents pending

### Includes:

- Duffle Bag
- Repair Kit
- Folding Seat
- Owners Manual

- Bungee Deck Lacing
- Durable Fabric Cover
- Mesh Pocket
- Paddle Loops
- Inflatable Coaming
- Inner Tube Cover
- Folding Seat
- Spring™ Valve
- Rubber Molded Handles

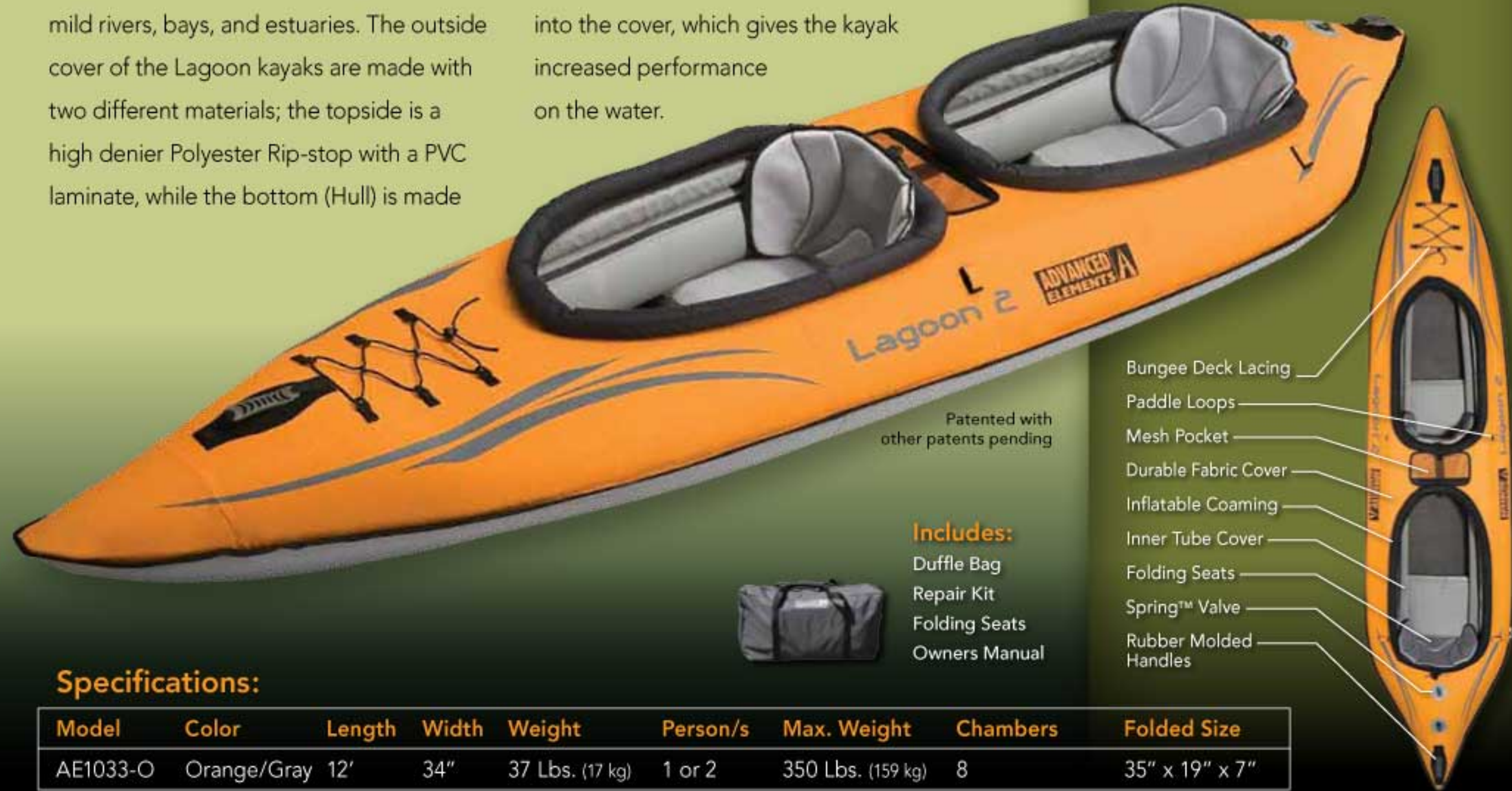
### Specifications:

Model	Color	Length	Width	Weight	Person/s	Max. Weight	Chambers	Folded Size
AE1031-O	Orange/Gray	8' 4"	34"	23 Lbs. (10 kg)	1	250 Lbs. (113 kg)	6	29" X 18" X 5"

# Lagoon 2™ Kayak

The Lagoon 2™ kayak is the tandem version of our sporty Lagoon 1™. Sharing many of the same features as the Lagoon 1™ this multi-use two-seater is great for lakes, mild rivers, bays, and estuaries. The outside cover of the Lagoon kayaks are made with two different materials; the topside is a high denier Polyester Rip-stop with a PVC laminate, while the bottom (Hull) is made

of durable PVC Tarpaulin. In addition, the inner tube is covered with a high density fabric to increase performance and durability. The bow and stern rigid forms are built into the cover, which gives the kayak increased performance on the water.



Patented with other patents pending

### Includes:

- Duffle Bag
- Repair Kit
- Folding Seats
- Owners Manual

- Bungee Deck Lacing
- Paddle Loops
- Mesh Pocket
- Durable Fabric Cover
- Inflatable Coaming
- Inner Tube Cover
- Folding Seats
- Spring™ Valve
- Rubber Molded Handles

### Specifications:

Model	Color	Length	Width	Weight	Person/s	Max. Weight	Chambers	Folded Size
AE1033-O	Orange/Gray	12'	34"	37 Lbs. (17 kg)	1 or 2	350 Lbs. (159 kg)	8	35" x 19" x 7"

# AdvancedFrame® Sport Kayak

The AdvancedFrame® Sport is a light-weight version of our popular AdvancedFrame® kayak. Although nearly identical in shape and form to the original AdvancedFrame®, it sports a large cockpit opening for easy entry and exit. Incorporating our proven aluminum rib-frame technology in the bow and stern provides

increased paddling performance in this sporty design. With performance similar to a hard-shell kayak and the packability of an inflatable, you are only a few pumps away from your next adventure!



Patented

### Includes:

- Duffel Bag
- Repair Kit
- Folding Seat
- Owners Manual

- Storage Capacity Above and Below Deck
- Open Cockpit Design for Ease of Entry
- Paddle Loops
- Rubber Molded Handles
- Spring™ Valve
- Tracking Fin

### Specifications:

Model	Color	Length	Width	Weight	Person/s	Max. Weight	Chambers	Folded Size
AE1017-O	Orange/Blue	10' 5"	32"	26 Lbs. (11.8 kg)	1	250 Lbs. (113 kg)	4	30" x 17" x 8"

# AdvancedFrame® Kayak

The AdvancedFrame® is a hybrid of a folding frame kayak and an inflatable kayak. Utilizing built-in aluminum ribs in the bow and stern, it slices through water like a knife and rivals the trackability of hard-shell kayaks. The stern acts as a skeg, increasing the tracking performance. It uses extremely

durable materials in a 3-layer construction and features many high-end components. There is plenty of on-board storage room for extended trips. It sets up in just a few minutes and is compact enough to take along on a weekend adventure.



Patented

### Includes:

- Duffel Bag
- Repair Kit
- Folding Seat
- Owners Manual

- Bungee Deck Lacing
- D-Ring Tie Down
- Inflatable Coaming
- Neoprene Paddle Guard
- Folding Seat
- Welded Seams
- Spring™ Valve
- Tracking Fin

### Specifications:

Model	Color	Length	Width	Weight	Person/s	Max. Weight	Chambers	Folded Size
AE1012-R	Red/Gray	10' 5"	32"	36 Lbs. (16 kg)	1	300 Lbs. (136 kg)	7	30" x 17" x 10"

# AdvancedFrame® Expedition Kayak

The AdvancedFrame® Expedition is a thirteen foot hybrid of a folding frame kayak and an inflatable kayak. As with all AdvancedFrame® models, the Expedition incorporates our proven aluminum rib-frame technology in the bow and stern providing increased paddling performance.

Its increased length adds to the tracking performance and hull speed. There is plenty of on-board storage room for extended trips. It sets up in just a few minutes and is compact enough to take along on a weekend or week-long adventure.



- Includes:**  
 Duffle Bag  
 Repair Kit  
 Lumbar Seat  
 Owners Manual

- Bungee Deck Lacing
- Inflatable Coaming (For Attaching Spray Skirt)
- Lumbar Seat
- Neoprene Paddle Guard
- D-Ring Tie Down
- Rubber Molded Handles
- Spring™ Valve
- Tracking Fin

## Specifications:

Model	Color	Length	Width	Weight	Person/s	Max. Weight	Chambers	Folded Size
AE1009-Y	Yellow/Gray	13'	32"	42 Lbs. (19 kg)	1	450 Lbs. (204 kg)	9	31" X 16" X 10"

# AdvancedFrame® Convertible Kayak

The AdvancedFrame® Convertible Kayak is a fifteen foot kayak that can be paddled solo or tandem. With an open deck design, you can easily enter and exit the boat or utilize the optional single or double decks to convert your AdvancedFrame® Convertible

from an open deck to a closed deck kayak in a matter of seconds. The design of this kayak combines our rigid bow and stern rib-frame design with the versatility of tandem or solo seating positions and interchangeable decks.



- Includes:**  
 Duffle Bag  
 Repair Kit  
 Folding Seat  
 Owners Manual

- Bungee Deck Lacing
- Paddle Holders
- Adjustable Seats
- D-Ring Tie Down
- Rubber Molded Handles
- Spring™ Valve
- Tracking Fin

## Specifications:

Model	Color	Length	Width	Weight	Person/s	Max. Weight	Chambers	Folded Size
AE1007-R	Red/Gray	15'	32"	56 Lbs. (25 kg)	1 or 2	550 Lbs. (249 kg)	6	35" X 21" X 12"

# SPEED AND HIGH PERFORMANCE



Also available  
**AirFusion SKEG AE4002**

**New Rear  
Storage Access Hatch**



## AirFusion™ Elite Kayak

The NEW AirFusion™ Elite is the natural evolution of our original award winning AirFusion™ Kayak. Designed to rival the performance and speed of skin-on-frame kayaks while simplifying the setup procedure, the AirFusion™ Elite has an even more streamlined setup than its predecessor. Its unique design is a fusion of aluminum alloy frame poles and pressurized air tubes which result in a high

performance frame system. Other advancements include a wider beam of 28" which makes the AirFusion™ Elite roomier, more stable in rough conditions, and gives it more storage capacity by providing a rear access hatch for easy access to under deck items. At 13' long, with a narrow beam, the AirFusion™ Elite maintains the AirFusion's status as a quick and nimble kayak that tracks like a rigid hard-shell.



Patent Pending

**Includes:**

- Duffle Bag
- Repair Kit
- Folding Seat
- Owners Manual

- Bungee Deck Lacing
- Deck Gear Storage
- AirFusion Frame Design
- Inflatable Coaming for Spray Skirt Attachment
- D-Ring Gear Tie Downs
- Storage Access Hatch
- Rubber Molded Handles

**Specifications:**

Model	Color	Length	Width	Weight	Person/s	Max. Weight	Chambers	Folded Size
AE1041-Y	Yellow/Gray	13'	28"	32 Lbs. (14.5 kg)	1	235 Lbs. (106 kg)	7	35" X 21" X 9"





# StraitEdge™ Kayak

The StraitEdge™ Kayak is the first sit-on-top self-bailing inflatable kayak to incorporate aluminum rib-frames in the bow and stern to improve tracking in open water conditions. With a hull design similar to a hard-shell sit-on-top kayak and self-bailing ports that can be opened in rough conditions and closed in

calm or cold conditions, you have a kayak that can be paddled in up to class III whitewater with improved trackability on open water. It can be easily packed away into its duffel bag and paddled in most remote locations.



Patented

**Includes:**  
Duffel Bag  
Repair Kit  
Folding Seat  
Owners Manual



**Self-Bailing Ports**  
Open ports when paddling in bigger waves or close ports in calmer water

- StraitEdge™ System
- Rod Holders
- Adjustable Back Support
- Spring™ Valves
- Bungee Deck Lacing
- Rubber Molded Handles

## Specifications:

Model	Color	Length	Width	Weight	Person/s	Max. Weight	Chambers	Folded Size
AE1006-Y	Yellow/Gray	9'8"	35"	34 Lbs. (15 kg)	1	300 Lbs. (136 kg)	5	30" X 17" X 10"

# StraitEdge™ Angler Kayak

The StraitEdge™ Angler inflatable kayak has been designed with the needs of the kayak angler in mind. Its wide beam provides maximum stability while bringing in big catches. Multi-layer material, added abrasion pads, and multiple air chambers provide maximum durability for aggressive conditions. Its revolutionary removable Accessory Frame offers a variety of easy access options. By adding aftermarket 1" rail-mounts you can customize your kayak with rod holders,

a fish finder, or other equipment. Other key features include an ultra comfortable high back seat with two rod holders and an inflatable lumbar support for long days on the water, stainless steel d-rings and bungee deck lacing for abundant gear storage, and paddle holders. Combine all of these features with the StraitEdge™ Angler's patented aluminum rib-frame technology for superior tracking and performance!



Patented

**Includes:**  
Duffel Bag  
Repair Kit  
Lumbar Seat  
Accessory Frame  
Rod Holders  
Owners Manual



**Self-Bailing Ports**  
Open ports when paddling in bigger waves or close ports in calmer water

- Front and Rear Bungee Deck Lacing
- Accessory Frame
- Paddle Holders
- High Backed Seat and Inflatable Lumbar Support
- Stainless Steel D-Rings for Drift Anchors and Stringer Attachments
- Spring™ Valves

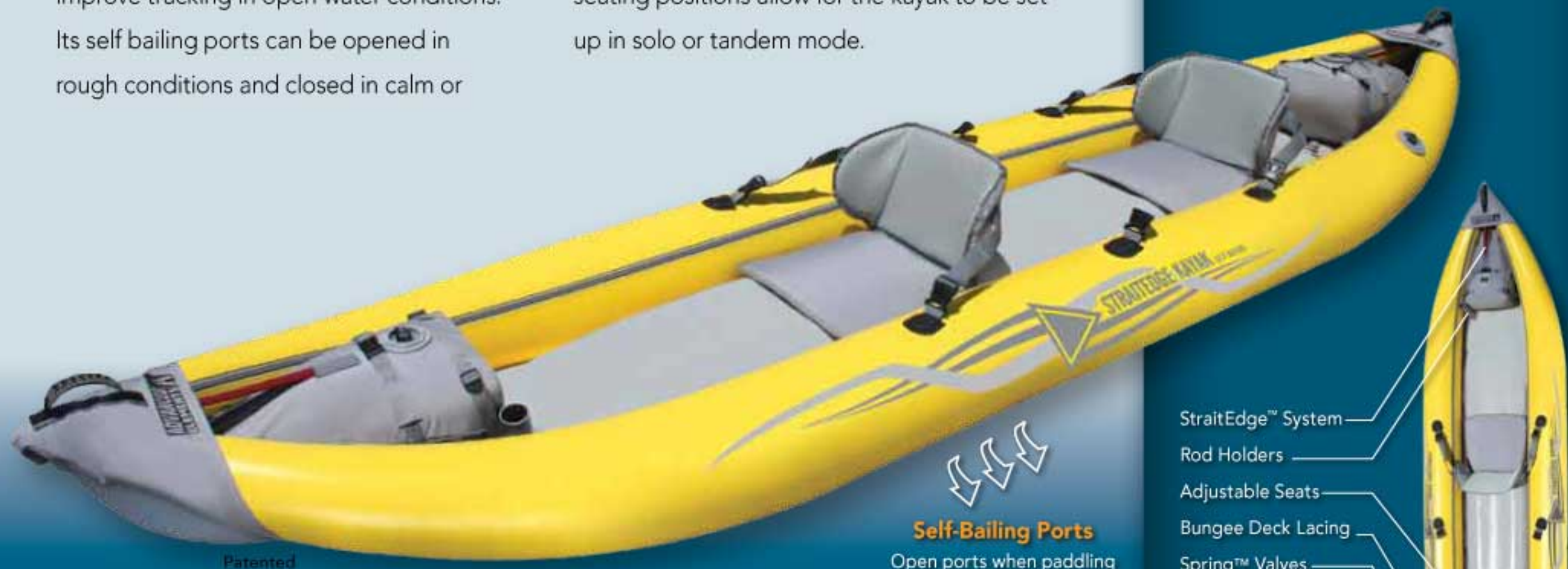
## Specifications:

Model	Color	Length	Width	Weight	Person/s	Max. Weight	Chambers	Folded Size
AE1006-ANG	Yellow/Gray	9'8"	35"	41 Lbs. (18 kg)	1	300 Lbs. (136 kg)	5	30" X 17" X 10"

# StraitEdge2™ Kayak

The StraitEdge2™ Kayak is a thirteen foot sit-on-top tandem kayak that incorporates an aluminum bow and stern frame to improve tracking in open water conditions. Its self bailing ports can be opened in rough conditions and closed in calm or

cold conditions making a kayak that can be paddled in up to class III whitewater with improved trackability on open water. Three seating positions allow for the kayak to be set up in solo or tandem mode.



**Self-Bailing Ports**  
Open ports when paddling in bigger waves or close ports in calmer water

- StraitEdge™ System
- Rod Holders
- Adjustable Seats
- Bungee Deck Lacing
- Spring™ Valves
- Rubber Molded Handles

- Includes:**
- Duffle Bag
  - Folding Seat
  - Repair Kit
  - Owners Manual



**Specifications:**

Model	Color	Length	Width	Weight	Person/s	Max. Weight	Chambers	Folded Size
AE1014-Y	Yellow/Gray	13'	35"	47 Lbs. (21 kg)	1 or 2	500 Lbs. (227 kg)	5	39.5" X 18" X 12.75"

# Attack™ Whitewater Kayak

Take-on the roughest conditions with the new Attack™ Whitewater Kayak! At 9'6" with a width of 35", a tube diameter of 9.50", and 12" rocker, this self-bailer is made for whitewater. Constructed of durable 840 Denier PVC Tarpaulin and weighing in at 34 lbs., this

kayak consists of three air chambers and features a series of self-bailing ports, adjustable thigh straps, an adjustable seat, hull abrasion rails, and a self-draining covered rear cargo hold for stashing gear.



**Full-Time Self-Bailing Ports**

- Molded Rubber Handles
- Welded Seams
- Adjustable Seat
- Spring™ Valves
- Storage Compartment

- Includes:**
- Duffle Bag
  - Folding Seat
  - Repair Kit
  - Thigh Straps
  - Owners Manual



**Specifications:**

Model	Color	Length	Width	Weight	Person/s	Max. Weight	Chambers	Folded Size
AE1050-Y	Yellow/Gray	9'6"	35"	34 Lbs. (15 kg)	1	225 Lbs. (102 kg)	3	30" X 17" X 8"

# Hula 11™ / Hula 8™ Inflatable SUP

Unfold, inflate, and hit the water in a matter of minutes! The Hula™ 11 and Hula™ 8 Inflatable SUPs are made of High-Pressure Drop-Stitch material and a double layer of heavy duty PVC Tarpaulin for ultra stiff performance and superior durability. Both boards feature a large foam traction pad while the Hula™ 11 also features 7 d-rings for gear tie down, optional kayak seat attachment, and leash attachment. The Hula™ SUPs are ideal for paddling, surfing, or kayaking.

## Hula 11™ AE1010 / Hula 8™ AE1060 Specifications:


Model	Color	Length	Width	Weight	Person/s	Max. Weight	Folded Size
AE1010	White/Orange	11'	30"	23 Lbs. (10 kg)	1	230 Lbs. (104 kg)	19" X 9" X 34"
AE1060	White/Orange	8'	30"	16.5 Lbs. (7.5 kg)	1	155 Lbs. (70.3 kg)	15" X 6" X 31"



Kayak



Surf

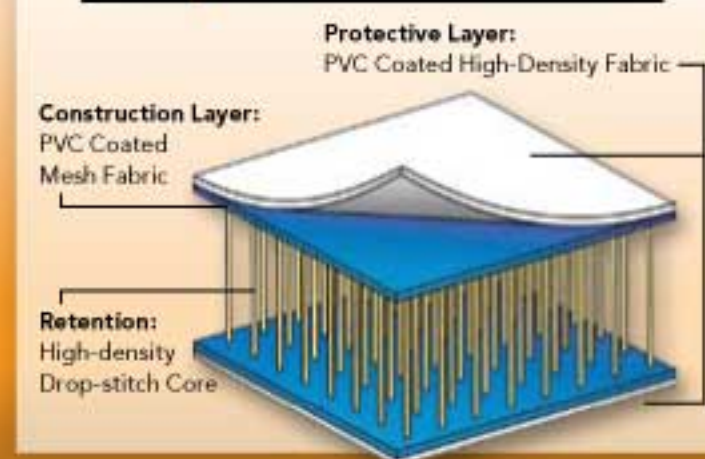


Paddle

# Stiffy™ Inflatable SUP

The new Stiffy™ inflatable SUP has a revolutionary design that rivals the rigidity and performance of hard board SUP's. The Stiffy's new technology incorporates aluminum support shafts along the sides of the board, giving extreme rigidity to a board that can be packed down and transported anywhere in the world. The Stiffy™ SUP truly is the evolution of inflatable SUP's!

## Drop-Stitch Construction



Patent Pending

## Stiffy™ Features:

- High-pressure drop-stitch material allows for ultra stiff performance
- Single-action hand pump with gauge included
- Raised board tip increases performance
- Large traction foam area for improved grip and comfort
- Double layer outer skin for superior durability
- Light-weight, compact, and durable
- Hi-quality duffel bag
- Stainless steel d-rings-5 total



Integrated Aluminum Support Shaft System

## Stiffy™ SUP Specifications:

Model	Color	Length	Width	Weight	Person/s	Max. Weight	Folded Size
AE1061	White/Orange	11'	30"	32 Lbs. (14.5 kg)	1	230 Lbs. (104 kg)	19" X 9" X 34"



## All SUPs include:

- Pump with Pressure Gauge
- Hi-Quality Duffel Bag
- Repair Kit
- Valve Adaptor
- 3 Removable Tracking Fins

*Paddle and optional Seat Sold Separately.*

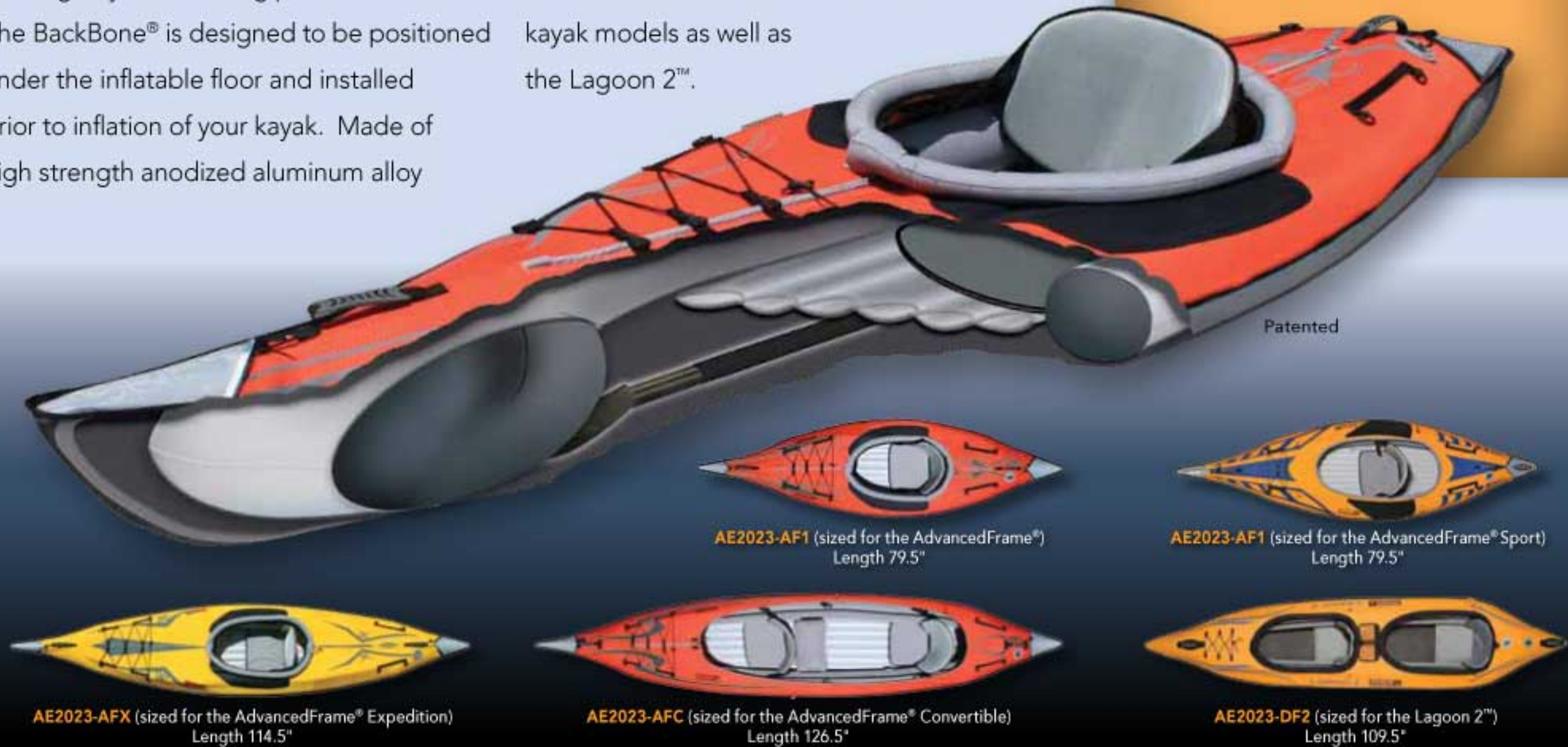
# Backbone® *"Give your kayak the strength of a spine"*



The Backbone® is a bow-to-stern frame for inflatable kayaks, which enhances both rigidity and tracking performance. The Backbone® is designed to be positioned under the inflatable floor and installed prior to inflation of your kayak. Made of high strength anodized aluminum alloy

and impact resistant plastic for durable and light weight performance. Sold in four sizes to fit all four AdvancedFrame® kayak models as well as the Lagoon 2™.

**Enhances the tracking performance and rigidity**



Patented

AE2023-AF1 (sized for the AdvancedFrame®)  
Length 79.5"

AE2023-AF1 (sized for the AdvancedFrame® Sport)  
Length 79.5"

AE2023-AFX (sized for the AdvancedFrame® Expedition)  
Length 114.5"

AE2023-AFC (sized for the AdvancedFrame® Convertible)  
Length 126.5"

AE2023-DF2 (sized for the Lagoon 2™)  
Length 109.5"



# RapidUp™ Sail

**Ever had a strong wind to your back and wished you had a sail to help you along the way?**

The RapidUp™ Sail is a compact, portable, and easy to set up down-wind sail that rapidly deploys and quickly stows flat on the deck of your kayak. The unique shape of this sail is specially designed to conform to kayak decks and uses a built in non-corroding "spring" frame that gives the RapidUp™ the ability to "spring" open.

Made of high quality, durable rip-stop sail cloth; this sail has adjustable attachments, quick connecting lanyards, d-rings, and a carabiner for easy attachment to multiple deck configurations.

So the next time you are out paddling with a good tail wind, just remember, with a quick flip of the RapidUp™ Sail, you will have that extra push to get you to your next destination.



Patent Pending



## RapidUp™ Sail Features:

- Compact and Portable
- Unique shape that conforms to kayak decks
- Non-corroding internal "spring" frame
- Made of high quality, durable rip-stop sail cloth
- Rapidly deploys
- Stows quickly
- Easy to setup
- Adjustable attachments for multiple kayak and canoe hardware configurations
- Stows flat on the kayak deck
- Large central window and two side windows for clear visibility
- Can be hand-held operated

## Includes:

- Storage Bag
- Instruction Manual
- 2 Quick Connect Stabilization Lanyards
- 1 Quick Connect Dousing Lanyard
- 1 Carabiner Base Clip

# Accessories Kayak Paddles



## Twilight Travel Paddle AE2028

Durable and portable 4-part kayak paddle

**Blade:** Glass filled Nylon / asymmetrical

**Shaft:** Aluminum with bonded EVA soft grip

**Weight:** 2.9 lbs

**Length:** 230 cm

**Packable Length:** 25.5"

**Blade angle:** 60 deg. RHC, LHC, and Unfeathered



## PackLite™ 4-Part Paddle AE2024

Durable, portable, and very lightweight 4-part kayak paddle

**Blade:** Glass filled Nylon / asymmetrical

**Shaft:** Aluminum alloy

**Weight:** 2 lbs

**Length:** 230 cm

**Packable Length:** 25"

**Blade angle:** 60 deg. RHC, LHC, and Unfeathered



## Touring 4-Part Paddle AE2015

Portable and lightweight 4-part touring paddle with dihedral blades

**Blade:** Glass filled Nylon / asymmetrical

**Shaft:** Aluminum alloy

**Weight:** 2.7 lbs

**Length:** 231 cm

**Packable Length:** 25.5"

**Blade angle:** 60 deg. RHC, LHC, and Unfeathered



## Axis 230™ 4-Part Fiberglass Paddle AE2030

Ultra-light and very stiff, portable touring fiberglass paddle

**Blade:** Fiberglass (translucent) / asymmetrical

**Shaft:** Fiberglass

**Weight:** 32 oz

**Length:** 230 cm

**Packable Length:** 27.5"

**Blade angle:** 60 deg. RHC, LHC, and Unfeathered



## Touring Full-Carbon 4-Part Paddle AE2035

Ultra-light and extremely rigid, portable touring carbon fiber paddle

**Blade:** Carbon fiber / asymmetrical

**Shaft:** Carbon fiber

**Weight:** 30 oz

**Length:** 230 cm

**Packable Length:** 27.5"

**Blade angle:** 60 deg. RHC, LHC, and Unfeathered



## Attack Whitewater Full-Carbon 2-Part Paddle AE2034

Ultra-light and extremely rigid, two-part whitewater carbon fiber paddle

**Blade:** Carbon fiber / asymmetrical

**Shaft:** Carbon fiber

**Weight:** 35.2 oz

**Length:** 215cm

**Packable Length:** 45.25"  
**Blade angle:** 60 deg. RHC, LHC, and Unfeathered



# Accessories SUP Paddles



## SUP Paddle AE2031

- Heavy-duty paddle grip

- Easy pin-lock adjustable length from 170-210cm



Easy adjustable shaft

- Two part aluminum shaft breaks down to 95cm for maximum portability

- Unique ribbed blade shape increases stiffness

- Weight 2 lbs, 10 oz

- Blade size 16"L X 8.5"W



## Adaptour™ Adjustable SUP Paddle AE2032

- Heavy-duty paddle grip

- Easy pin-lock adjustable length from 170-210cm


- Two part aluminum shaft breaks down to 95cm for maximum portability

- Narrow tear-drop blade for less resistance and faster cadence paddling

- Weight 2 lbs, 10 oz

- Blade size 16"L x 7.5"W

Back View



## Switchit™ Adjustable Fiberglass SUP Paddle AE2033

### Get two paddles in one!

Now you can switch between a wide surface power blade, and a narrow tear-drop shaped, high-cadence blade.

- Heavy-duty paddle grip

- Easy pin-lock adjustable length from 170-210cm

- Two-part fiberglass shaft breaks down for maximum portability

- Weight 1 lb, 12oz. - 1lb, 14oz.

- Two blade sizes  
(1) 15.5"L x 8.75"W  
(2) 20"L x 7.75"W

Wide surface power blade

Narrow tear-drop blade for less resistance and faster cadence paddling



# Accessories Pumps

## Bellows Foot Pump AE2001

Compact and simple to use. Includes multiple adaptors.



## 12-Volt Pump AE2003

Connects to your car lighter for fast inflation.



## Double-Action Hand Pump AE2009

Durable, high-flow inflation with multiple adaptors.



## Double-Action Hand Pump with Pressure Gauge AE2011

Durable, high-flow inflation with multiple adaptors and built in pressure gauge.



## High Power Single Action Hand Pump AE2005

High volume, high pressure single-action hand pump. Designed with aluminum alloy shaft and rigid handle. Includes built-in pressure gauge. Ideal for inflatable SUP's, kite sails, or other inflatables that require very high pressure.



## Inline Valve Adaptor with Gauge AE4000

For all kayak models 2006 and newer with a Spring Valve. This adaptor screws directly on to the spring valve for inflation.



# Accessories Carts and Travel Bags

## Compact Cart AE2016

The perfect accessory for transporting your gear while on foot. Folds flat for quick storage. Fold size 32" X 19" X 2.5"



## Roller Duffel Bag AE3003

The perfect kayak travel bag, telescoping handle with skate wheels and mesh paddle pocket. 11" X 18" X 36"



## Kayak Cart AE3010

The Advanced Elements Kayak Cart is designed to assist in the cumbersome job of moving your kayak to the shoreline. With quick release adjustable straps and pneumatic all-terrain rubber wheels, just simply load up your kayak with gear, strap it to the cart, and head for the water. Once you reach the shoreline, simply fold the cart flat, remove the wheels, and it is ready to be stowed away above or below deck!

### Features

- Strong, light weight aluminum frame collapses flat for maximum portability
- Durable removable pneumatic rubber wheels
- Quick release adjustable tie-down straps
- Flip-out kickstand
- Durable rubberized kayak pads
- Weight of 7 lbs
- Load Capacity of 200 lbs



## KayakPack AE3011

Make traveling with your Advanced Elements Kayak even easier with the new KayakPack. Made extra large to fit all of our kayak models, the KayakPack has durable, quick release backpack straps that can be stashed away in their own zipped compartment on-the-fly to prevent any unwanted snagging while in transit.

### Features

- Made of durable 600 Denier Polyester
- Extra large size to fit all Advanced Elements models
- Adjustable quick release backpack straps that stow away in their own compartment
- Over all dimensions: 38.50"L x 18"H x 12"W



# Accessories Deck and Cargo Bags

## ZipTop Deck Bag

AE3001

13" X 11" (4 deck clips)



## RollTop Deck Bag

AE3000

14" X 7" (4 deck clips)



## Kayak Cargo Bag

AE3002

15" X 12" X 6"  
(4 deck clips)



## TechPouch™

AE3006

Roll-top, water resistant flexible case. Clips to d-rings for secure placement on the deck of your kayak. Adjustable support allows for upright positioning providing an optimal view of your GPS, cell phone, map, or other device.



## RollTop Dry Bags

AE3004 - 15L  
9.5" X 21"



AE3005 - 35L  
12" X 28"



# Accessories Spray Skirts and Add-Ons

## AdvancedFrame® Convertible

AE2021 / AE2022

Attach either optional Conversion Decks to make your AdvancedFrame® Convertible a closed deck solo or tandem kayak in a matter of seconds! Newly re-designed, the Single Deck sports a series of d-rings with bungee deck lacing, arched deck riser aluminum stays, and a rear cargo hatch while the Double Deck has d-rings and a mesh pocket for enhanced gear stowage.



Single Deck's Cargo Hatch Access



Single Deck Conversion AE2021



Double Deck Conversion AE2022

## PackLite Spray Skirt

AE2026

Simple light weight design attaches to the inflatable coaming. Designed to fit all Advanced Elements kayaks with an inflatable coaming.



## Touring Spray Skirt

AE2007

Designed to keep the bigger waves out and the warmth in on a cold day. Designed to fit all Advanced Elements kayaks with an inflatable coaming.

### Features

- Coaming tension bungee for a snug fit onto your kayak
- Adjustable suspender straps
- Quick access mesh pocket
- Safety reflectors
- Welded seams



## Adjustable Foot Pegs

AE4003

Gain more leverage, stability, and comfort when paddling. Simply attach the foot peg set, utilizing the adjustable webbing straps, and adjust your foot position as you go. Designed to fit the AdvancedFrame lineup as well as the Lagoon 2 and StraitEdge 2 models.



# Accessories Extras

## Lumbar Seat AE2013

**Improved Design** High support seat back with stiffener support rods. Adjustable inflatable lumbar cushion for added support. Compatible with AdvancedFrame and StraitEdge models.



## Thigh Straps AE2010

(For use with StraitEdge™ Kayak Model AE1006).



## Inflatable Foot Brace AE2012

Friction fit foot brace. A compact design to provide additional foot brace support.



## AirFusion Skeg AE4002

Easy to use stationary skeg for the AirFusion Kayak. Simply install on the kayak's rear end cap, run the pull line and you are ready to go. Enhances tracking and designed to pivot upward with integrated pull line.

AirFusion Skeg in motion



## Accessory Frame System AE2042

The Accessory Frame System offers a variety of easy access options for Advanced Elements kayaks, as well as many other inflatables and hard-shells. Once installed, add any aftermarket 1" rail-mounts, and customize any kayak with rod holders, a fish finder, or other equipment. Kit includes the Accessory Frame, 8 mounting grommets for multiple applications, application glue, and instructions. Installation surface on kayak deck must be at least 23" wide.



# Accessories Care & Protection

## Kayak Covers AE2046 / AE2047

Give your kayak long-term protection from the elements. Easy to use roll-and-clip closure allows adjustment for multiple kayak lengths.



### Two Sizes for multiple lengths:

Medium Cover fits kayaks up to 11' in length  
AE2046

Large Cover fits kayaks up to 15' in length.  
AE2047

## Canoe and Kayak Anchor AE2017

The 3 lbs. Anchor System is a unique folding/locking 4-fluke design. It is great for use with kayaks and canoes and it holds well on most types of bottoms, from sand to rock. The Galvanized anchor has a sliding collar which keeps the flukes drawn up tight against the shank when stowed and then drops to lock the flukes open when deployed. It is easy to remove the anchor from the water: simply pull and stow!

The Anchor System includes a 3 lbs. collared galvanized grapple anchor, 60 ft of line, carabiner, line float, and a mesh travel bag for both the anchor and the line.



## Dura-Floor AE2043

Add additional abrasion protection to your AdvancedFrame® inflatable floor with the new Dura-Floor! The Dura-Floor is a rugged foam floor designed to be installed over your existing inflatable floor for added durability.



### Three Sizes:

Designed to fit the AdvancedFrame® line of kayaks.

AE2043-AF1 fits AdvancedFrame® Kayak & Sport Kayak

AE2043-AFX fits AdvancedFrame® Expedition Kayak

AE2043-AFC fits AdvancedFrame® Convertible Kayak

## Repair Kit AE2027

Multiple fabric, PVC, and PVC Tarpaulin patches and a tube of glue for repairing just about any inflatable boat.





## FUN FOR THE WHOLE FAMILY

The beautiful San Juan Islands are home to a boating paradise known as Friday Harbor. Fresh air, crystal clear water, and majestic views surround this area and inspire outdoor adventure. Our Friday Harbor line of boats are built with an

abundance of features for performance and fun for your entire family and friends. They have been designed to meet the needs of recreational users at very attractive price points and are sure to inspire the adventurer in you.



**FRIDAY HARBOR**



## Friday Harbor Adventure Kayak


Take the Friday Harbor Adventure Kayak to your favorite paddling spot anywhere in the world. Simply unfold inflate and hit the water. It can be paddled solo or tandem for added versatility. It has a large removable tracking fin that keeps it on course.

Rugged fabric decking with drip guards and sturdy grab handles, give this kayak a bold look. Additional bungee deck lacing on the bow and stern provide easy access gear storage.



**Includes:**  
 Repair Kit  
 Inflatable Seats  
 Owners Manual

- Bungee Deck Lacing
- 600D Polyester Deck
- Drip Guard
- Inflatable/Adjustable Back Seats
- Large Boston Valves
- Easy Drain Floor Plug  
*To drain excess water out*
- Rugged Handles
- Large Removable Tracking Fin  
*Enhances flat water tracking or remove for whitewater*



### Specifications:

Model	Color	Length	Width	Weight	Person/s	Max. Weight	Chambers	Folded Size
FH202-Y	Yellow/Gray	10' 7"	31"	21 Lbs. (9 kg)	1 or 2	400 Lbs. (181 kg)	3	24" X 14" X 8.5"

# Friday Harbor Commander9

Made of heavy duty PVC for extreme puncture resistance, the Commander9 sports multiple abrasion pads for protection at high wear spots and a landing plate for added durability. The Commander's unique bow shape enhances its overall performance by giving it the ability to better cut through the water. This boat is quick

and easy to inflate, deflate, and clean out, plus it's loaded with all the features you need. Whether fishing, hunting, or just hitting the water for a day of fun, you can be sure that this boat is more than equipped to handle the task.



**Includes:**

- 2 Inflatable Seats
- 1 Highly Durable Utility Bag
- 1 Removable Mesh Gear Bag
- 2 Fishing Rod Holders
- Repair Kit
- Owners Manual



- Performance Bow
- Oar Locks (4)
- Utility Bag
- Inflatable Seats
- Mesh Utility Bag
- Rugged Abrasion Patches
- Fishing Rod Holders (2)



**Specifications:**

Model	Length	Width	Weight	Person/s	Max. Weight	Chambers	Max HP	Folded Size
FH301	9'	4' 6"	31 Lbs. (14 kg)	1 to 4	700 Lbs. (318 kg)	5	2.5 HP	28" X 15" X 10"

# Friday Harbor Commander12

The Commander 12 is a rugged boat equipped to handle your next adventure. The Commander's unique bow shape enhances its overall performance by giving it the ability to better cut through the water. The large size of the Commander 12 means

more room for hunting, fishing, or cruising the lake. With standard equipment such as rod holders, seats, and utility bags, this boat is ready for a full day of work or fun!



**Includes:**

- 2 Inflatable Seats
- 1 Highly Durable Utility Bag
- 1 Removable Mesh Gear Bag
- 2 Fishing Rod Holders
- Repair Kit
- Owners Manual



- Performance Bow
- Oar Locks (4)
- Utility Bag
- Inflatable Seats
- Mesh Utility Bag
- Rugged Abrasion Patches
- Fishing Rod Holders (2)



**Specifications:**

Model	Length	Width	Weight	Person/s	Max. Weight	Chambers	Max HP	Folded Size
FH302	12'	5'	49 Lbs. (22 kg)	2 to 6	1200 Lbs. (544 kg)	5	2.5 HP	27" X 20.5" X 11"

# Summer Showers™ 2.5 to 5 Gallons

# Summer Showers™ 5 to 10 Gallons/Extras

## 2.5 Gallons Model SS760



- Features:**
1. Premium quality
  2. EXTRA large filling valve with convenient twist off cap
  3. Velcro straps holds wash cloth, soap, etc
  4. Water temperature gauge
  5. Easy to use ON/OFF shower head saves water
  6. Durable 4-layer construction
  7. Simply roll up after use for easy storage

## 5 Gallons Model SS762



- Features:**
1. Premium quality
  2. EXTRA large filling valve with convenient twist off cap
  3. Velcro straps holds wash cloth, soap, etc
  4. Water temperature gauge
  5. Reflective mirror
  6. Easy to use ON/OFF shower head saves water
  7. Durable 4-layer construction
  8. Pocket for soap and shampoo
  9. Simply roll up after use for easy storage

## 5 Gallons Model SS762F



- Features:**
1. Rugged rip-stop fabric cover
  2. Wide handle grip for comfortable transport
  3. EXTRA large filling valve with convenient twist off cap
  4. Reflective mirror
  5. Pocket for soap and shampoo
  6. Water temperature gauge
  7. Easy to use ON/OFF shower head saves water
  8. Velcro straps holds wash cloth, soap, etc
  9. Simply roll up after use for easy storage
  10. Durable 2-layer construction

## Water Carrier/Sink Model SS770



- Spring into action with the "Pocket Sink".**  
Holds 10 liters of water and great for cleanup or transporting water.

## Summer Shower Enclosure Model SS772



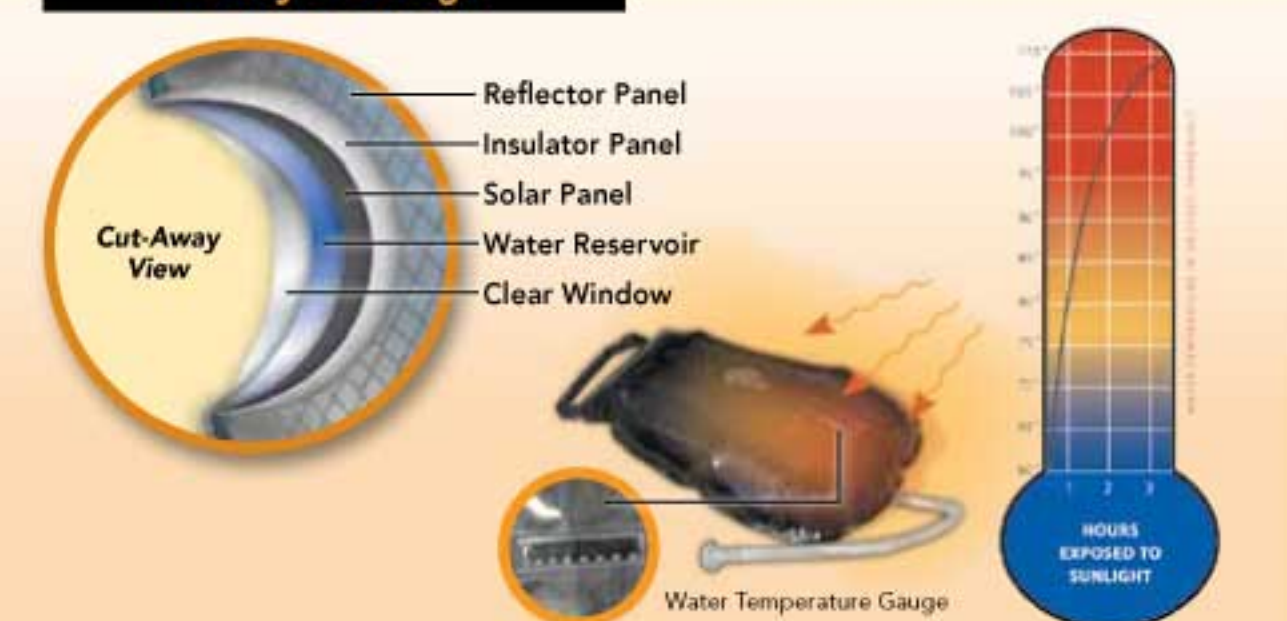
- Features:**
1. Top and bottom air chambers
  2. See-thru port hole
  3. Tie-down stakes
  4. Side entry access

## 3 Gallons Model SS761



- Features:**
1. Premium quality
  2. EXTRA large filling valve with convenient twist off cap
  3. Velcro straps holds wash cloth, soap, etc
  4. Water temperature gauge
  5. Reflective mirror
  6. Easy to use ON/OFF shower head saves water
  7. Durable 4-layer construction
  8. Pocket for soap and shampoo
  9. Simply roll up after use for easy storage

## 4-Layer Design



## 10 Gallons Model SS763

**No waiting in line** with the 10 Gallon "Double Header" Summer Shower.

- Features:**
1. Large capacity reservoir
  2. Two extra long shower hoses
  3. Two easy to use ON/OFF shower heads save water
  3. Tie downs
  4. Simply roll up after use for easy storage







**Special Thanks to the following...** Anton Huo of Photo-xpress.com, Vera Sestakova, Jan Vestak, Derron Fricke, Gonzalo Alvarinas of GonPhoto Argentina, Berthold Hinrichs, Rick Sheremeta of AlpenGlow Productions, Peter Jonkers, Ashley Padras and KayakClubVenezuela, Ruggero Arena of Fotografo Volante, Bill Cameron, Nic Scruggs, Jim & David Skinner, David Pu'u Photography, Holly Harris & Chuck Lamb, Jack Chau, Andy Parkinson, Marty Grabijas, & Jesse Thompson of FishMongolia.com, and of course Lee, Bonnie, and Blake! We would also like to thank all of the AE Forum members for their incredible support!

P.O. Box 5128 Concord, CA 94524  
Toll Free (866) 262-9076  
Email: [info@advancedelements.com](mailto:info@advancedelements.com)  
[www.AdvancedElements.com](http://www.AdvancedElements.com)

**For a list of Dealers or International Distributors visit [www.AdvancedElements.com](http://www.AdvancedElements.com) or call our toll free number.**

Paddlesports can be very dangerous and physically demanding. The user of these products should understand that participation in paddlesports may involve serious injury or death. Observe all safety standards whenever using these products. Always wear an approved personal floatation device (PFD).

